



Understanding Sales Reporting Tools





An Overview of Sales Reporting Tools

Sales Reporting Tools are essential digital solutions that empower businesses to proficiently analyze, interpret, and leverage transaction data from their sales activities. These tools are specifically designed for e-commerce platforms like Square, providing businesses with critical insights that encompass various aspects of sales performance, customer behaviors, and overall operational efficiency. In today's rapidly evolving digital marketplace, where immediate insights can directly impact business success, the implementation of Sales Reporting Tools is becoming increasingly vital.

These tools simplify the process of tracking and reporting sales trends, enabling businesses to understand the dynamics that influence sales performance, such as pricing adjustments, marketing campaigns, and seasonal fluctuations. The advantages of Sales Reporting Tools extend beyond mere tracking; they offer advanced analytics capabilities that allow businesses to interpret large datasets effortlessly, turning raw data into actionable insights. For instance, automated reporting functions reduce the manual labor involved in data compilation, decreasing the potential for human error while streamlining the workflow.

Furthermore, Sales Reporting Tools often integrate with other business software, such as Customer Relationship Management (CRM) systems or inventory management tools. This integration ensures that businesses have a holistic view of their operations, allowing for more informed strategic decisions. By combining sales data with customer trends and inventory levels, businesses can better anticipate market needs, optimize stock levels, and respond quickly to changes in consumer demand.



The Significance of Sales Reporting Tools

Analyzing Sales Reporting Tools from various perspectives reveals their multifaceted importance in the e-commerce landscape:

Economic Perspective

From an economic standpoint, effective Sales Reporting Tools are crucial drivers of profitability. They provide organizations with insights that facilitate better financial planning, allowing businesses to allocate resources effectively based on historical performance and forecasted sales. For instance, by analyzing which products perform well during certain times of the year, businesses can adjust their inventory levels to reduce surplus inventory and minimize storage costs. Moreover, insights drawn from sales data can inform strategic pricing adjustments; understanding the relationship between sales volume and pricing changes allows businesses to optimize pricing strategies to maximize revenue without sacrificing profitability.

Additionally, understanding customer purchasing trends can greatly influence marketing strategies and promotional efforts. By identifying peak times for sales and understanding the buying behaviors of different customer segments, businesses can design marketing campaigns that align with customer expectations, thereby maximizing conversion rates during critical sales periods. The foresight offered by these tools enables organizations to prepare for shifts in consumer behavior, adjusting their strategies proactively rather than reactively.

Technological Perspective

Sales Reporting Tools harness the power of cutting-edge technology, including data analytics, artificial intelligence (AI), and cloud computing. When integrated with platforms like Square, these tools can generate automated reports and provide real-time insights into a wealth of transaction data. Such technological capabilities allow businesses to visualize intricate trends and patterns through intuitive dashboards that make complex data easily digestible.

By utilizing advanced analytics, organizations can implement predictive modeling to forecast future sales based on historical data. This enhances the ability to anticipate market fluctuations, customer preferences, and buying patterns. Moreover, the capacity for historical data analysis means businesses can track long-term trends in sales data, providing invaluable perspectives that inform strategic planning and product innovation.

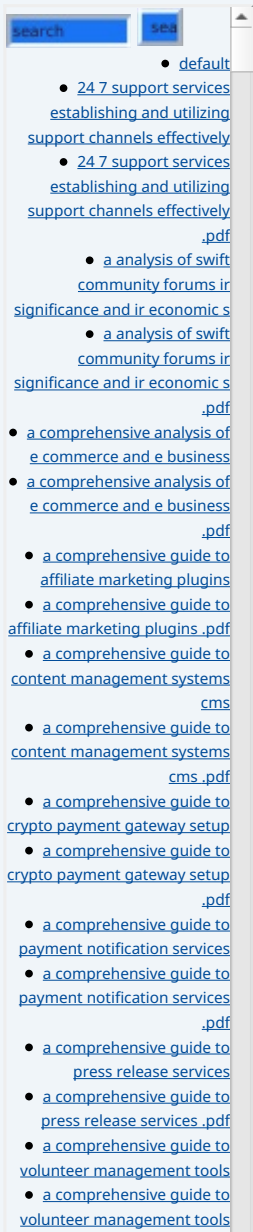
Business Perspective

From a business perspective, Sales Reporting Tools are vital for enhancing operational efficiency and ensuring that companies maintain competitiveness within an increasingly crowded marketplace. These tools provide detailed insights into customer demographics, purchase preferences, and market trends, allowing businesses to tailor their marketing strategies to better connect with their target audiences. By segmenting customers based on buying behavior, companies can create highly targeted marketing campaigns that yield higher conversion rates and maximize return on investment (ROI).

Actionable insights gained from sales reports can also inform product development and enhance inventory management processes. For example, organizations can determine which products are consistently high performers and focus their research and development efforts on similar offerings. Such strategic alignment enables businesses to innovate based on real customer feedback, reducing time to market for new products and aligning offerings with consumer demand.

Social Perspective

Sales Reporting Tools have significant implications from a social standpoint, as



they help businesses gain a deeper understanding of consumer behavior and preferences. In an age where customer experience drives brand loyalty, these tools enable organizations to analyze purchasing trends and demographics effectively. For instance, businesses can assess which customer segments are purchasing specific products, then tailor marketing messages to resonate with those groups more effectively.

Moreover, as public interest in social responsibility grows, businesses can use insights from sales data to ensure their offerings align with consumer values. For example, if a significant number of consumers exhibit a preference for sustainable products, businesses can adjust their inventory and marketing efforts accordingly. Understanding and aligning with consumer expectations in terms of ethics and sustainability can contribute to a positive brand reputation and lasting customer relationships.

Legal Perspective


From a legal perspective, the significance of compliance in managing consumer data is paramount. Sales Reporting Tools must comply with data protection regulations such as the General Data Protection Regulation (GDPR) and the California Consumer Privacy Act (CCPA). By implementing these tools, businesses can ensure that they handle customer data responsibly, safeguarding personal information and mitigating risks related to data breaches.

Automated functions within Sales Reporting Tools can facilitate secure reporting and data management practices, including complex tasks such as data anonymization and encryption. This not only minimizes legal risks but also cultivates trust with customers, who are increasingly concerned about how their data is utilized. Therefore, transparent data handling should be considered a critical component of a successful sales strategy.

Environmental Perspective

From an environmental standpoint, Sales Reporting Tools can empower businesses to adopt sustainable practices and tailor offerings that align with consumer preferences for eco-friendly products. For example, analyzing sales trends related to sustainability can help organizations identify growing markets for green products, which can subsequently inform inventory and marketing strategies. By highlighting sustainability initiatives or eco-friendly alternatives, businesses can attract environmentally conscious consumers, meet their expectations, and cultivate loyalty.

Furthermore, businesses can utilize these insights to enhance internal processes by minimizing waste and optimizing resource use. By analyzing supply chains, sales patterns, and customer feedback, organizations can create a more sustainable business model that not only resonates with consumers but also contributes positively to societal goals of environmental stewardship.



Core Benefits of Sales Reporting Tools

Key Advantages

Implementing Sales Reporting Tools provides numerous strategic advantages that

- [a comprehensive study of e-commerce and e business .pdf](#)
- [a comprehensive study of e-commerce and e business .pdf](#)
- [access management tools essential insights for secure content management .pdf](#)
- [access management tools essential insights for secure content management .pdf](#)
- [accessibility improvement tools for cms powered sites .pdf](#)
- [accessibility improvement tools for cms powered sites .pdf](#)
- [account setup services for 2checkout enhance your e-commerce experience .pdf](#)
- [account setup services for 2checkout enhance your e-commerce experience .pdf](#)
- [advantage of best cloud accounting for ecommerce .pdf](#)
- [advantage of best cloud accounting for ecommerce .pdf](#)
- [advertising for payment acceptance .pdf](#)
- [advertising for payment acceptance .pdf](#)
- [advisory services for mergers and acquisitions .pdf](#)
- [advisory services for mergers and acquisitions .pdf](#)
- [adyen for marketplaces setup .pdf](#)
- [adyen for marketplaces setup .pdf](#)
- [adyen payment integration services .pdf](#)
- [adyen payment integration services .pdf](#)
- [adyen the future of payment processing .pdf](#)
- [adyen the future of payment processing .pdf](#)

- [Legal Terms](#)
- [Main Site](#)
- Why buying here:
 1. Outstanding Pros ready to help.
 2. Pay Crypto for Fiat-only Brands.
 3. Access Top Tools

5. Access top tools avoiding Sanctions.
4. You can buy in total privacy
5. We manage all legalities for you.

significantly enhance both operational efficiency and overall business performance:

- **Data-Driven Decision Making:** By harnessing real-time sales data, businesses can make informed decisions that align closely with market trends, leading to smarter resource deployment and reduced overhead costs.
- **Improved Forecasting:** Insights derived from sales reports enable organizations to enhance predictive analytics, improving inventory control and aligning production with customer demand, thus minimizing wastage.
- **Increased Profit Margins:** Through the analysis of customer purchasing patterns and competitive pricing strategies, companies can optimize their prices, ensuring a balance between affordability and profitability.
- **Effective Marketing Strategies:** The segmentation capabilities provided by Sales Reporting Tools allow businesses to target specific demographic groups, crafting tailored promotions that resonate with their unique preferences.
- **Enhanced Customer Experience:** Understanding purchasing behaviors builds a foundation for more personalized offerings, leading to improved customer satisfaction and lasting loyalty.
- **Resource Allocation:** Insights into sales performance enable businesses to allocate their resources more efficiently, focusing on high-impact initiatives that drive profitability.
- **Increased Transparency:** Data visualizations and structured reporting foster clearer communication among stakeholders, enhancing trust and accountability within the organization.

Ultimately, by capitalizing on the advantages offered by Sales Reporting Tools, organizations can navigate complexities effectively while adapting to shifts in consumer expectations and market dynamics. This enables them to build stronger brands and foster lasting relationships with their customers.



Conclusion: Transforming Data into Insight

In conclusion, Sales Reporting Tools represent essential resources for e-commerce businesses leveraging platforms such as Square. Our comprehensive exploration of these tools through multiple lenses including economic, technological, and social perspectives affirms their critical role in enhancing growth, improving customer satisfaction, and informing strategic initiatives. In a competitive landscape where swift, data-driven decisions are paramount, the ability to turn transactional data into actionable insights has become a vital component of sustained business success.

By embracing Sales Reporting Tools, organizations will not only broaden their operational capabilities but also cultivate a culture of analytical thinking that permeates their business practices. The journey to increased profitability, streamlined operations, and profound customer loyalty is firmly established by the insights garnered from well-implemented Sales Reporting Tools key elements for constructing a resilient and sustainable business model in today's fast-paced digital environment.

Elevate Your Sales Strategy Today!

Are you ready to redefine your approach to sales reporting? Look no further! Our specialized Sales Reporting Tools, priced at \$750, can revolutionize the way you understand and leverage your transactional data. Please visit our [Checkout Gateway](#) to proceed with your purchase. After payment, do not hesitate to contact us via email or phone with your receipt to set up your tailored service that will enhance your sales strategies. Thank you for considering us!

© [2025+b2b.rw](#) . All rights reserved.

